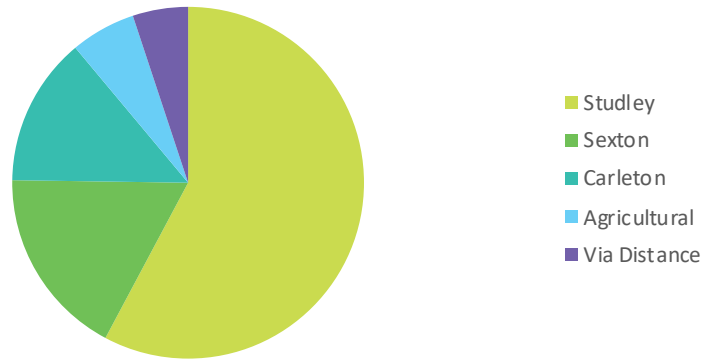
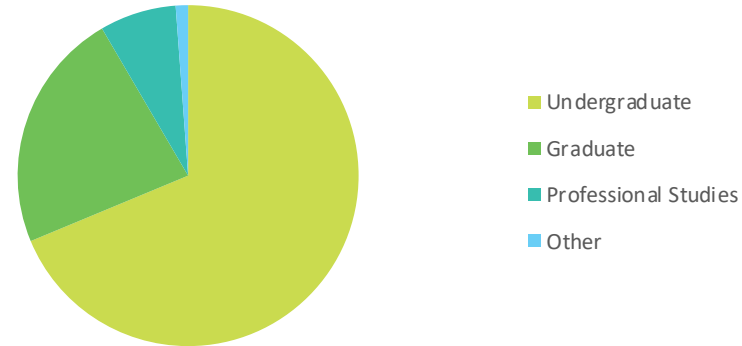


1. Which do you consider your primary campus?



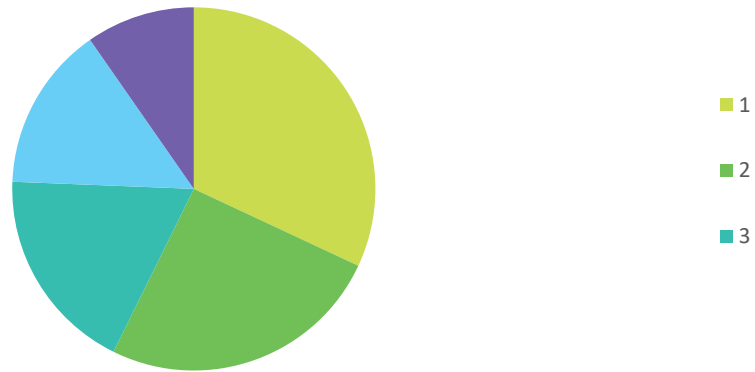
Q1	Responses	%
Studley	3157	57.79%
Sexton	953	17.44%
Carleton	748	13.69%
Agricultural	327	5.99%
Via Distance	278	5.09%
<i>Total</i>	<b>5463</b>	

2. Please indicate your level of study:



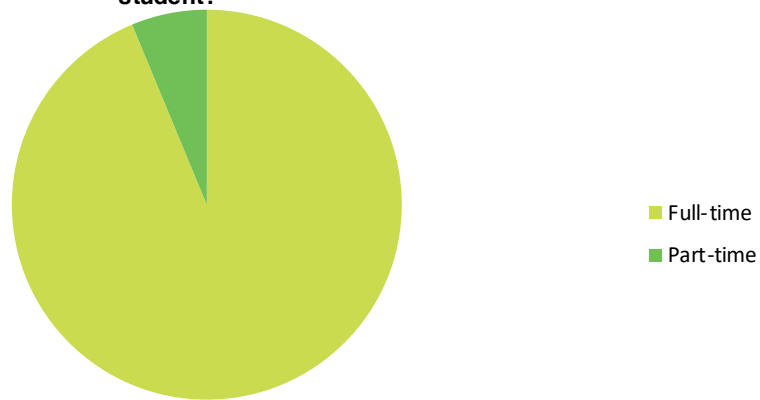
Q2	Responses	%
Undergraduate	3756	68.73%
Graduate	1248	22.84%
Professional Studies	397	7.26%
Other	64	1.17%
<i>Total</i>	<b>5465</b>	

3. What academic year are you currently enrolled in?



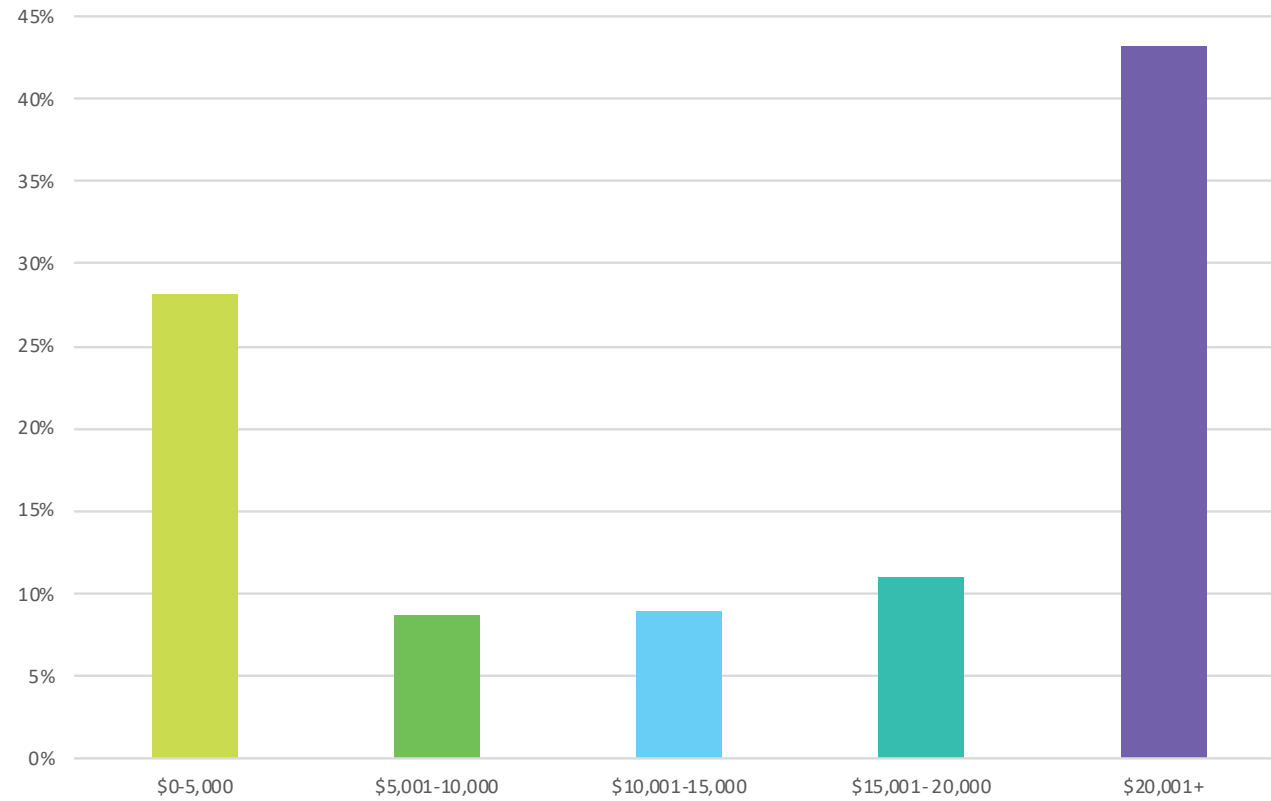
Q3	Responses	%
1	1743	31.96%
2	1381	25.33%
3	1000	18.34%
4	801	14.69%
5+	528	9.68%
<i>Total</i>	5453	

4. Are you currently registered as a full-time student or part-time student?



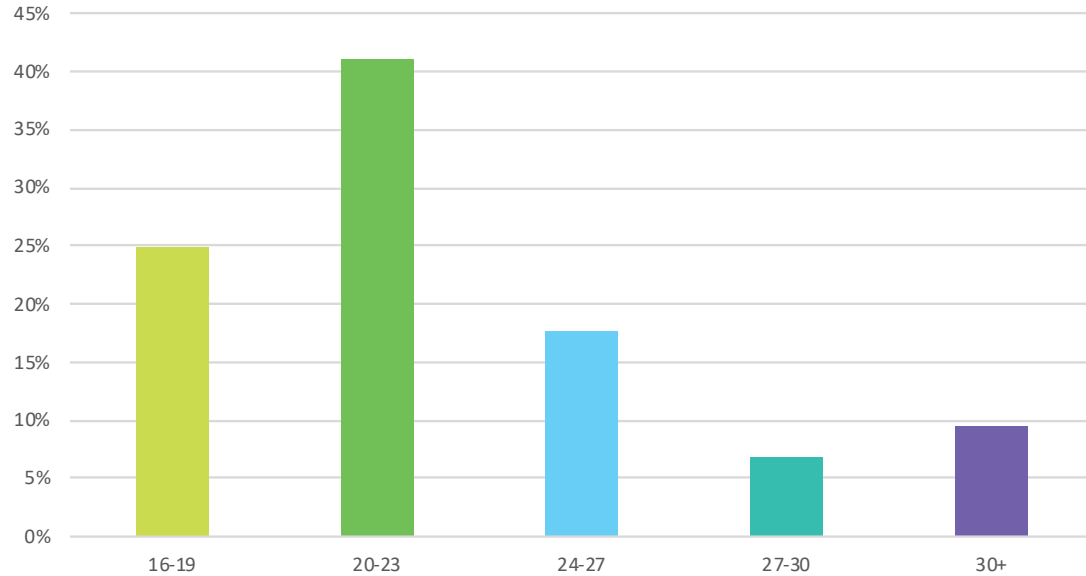
Q4	Responses	%
Full-time	5110	93.74%
Part-time	341	6.26%
<i>Total</i>	5451	

5. In what range are you expecting your total academic debt to amount to by graduation of your current degree program?



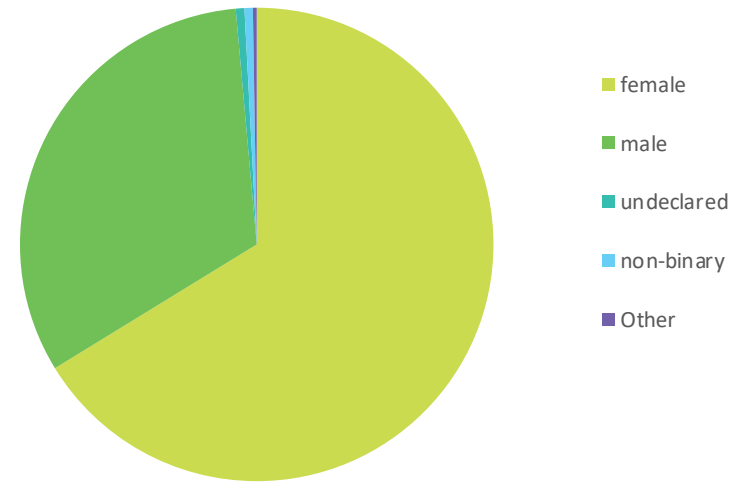
Q5	Responses	%
\$0-5,000	1536	28.18%
\$5,001-10,000	473	8.68%
\$10,001-15,000	487	8.93%
\$15,001-20,000	600	11.01%
\$20,001+	2355	43.20%
<i>Total</i>	<b>5451</b>	

6. Please indicate which age range you are a part of:



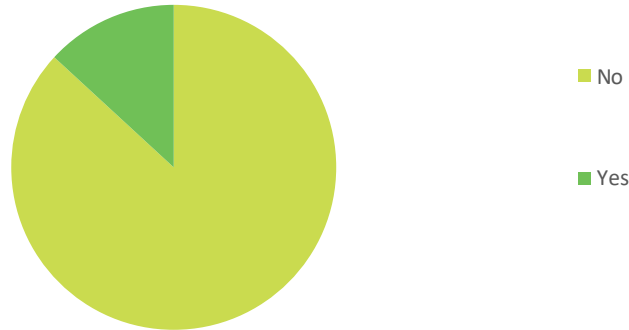
Q6	Responses	%
16-19	1360	24.91%
20-23	2239	41.01%
24-27	966	17.70%
27-30	374	6.85%
30+	520	9.53%
	5459	

7. How do you identify your gender?



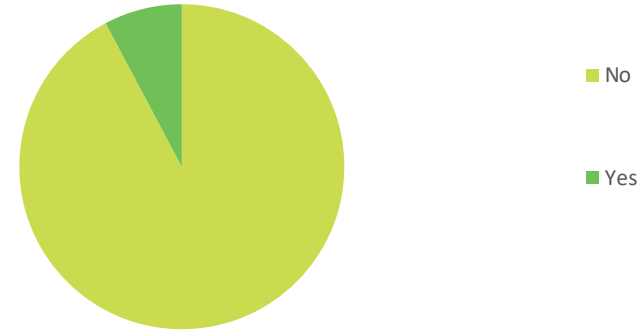
Q7	Responses	%
female	3614	66.25%
male	1764	32.34%
undeclared	32	0.59%
non-binary	31	0.57%
Other	14	0.26%
	5455	

8. Do you identify as a member of the LGBTQ2+ community?



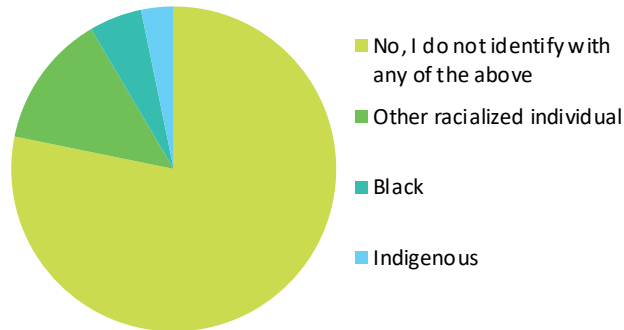
Q8	Responses	%
No	717	86.85%
Yes	4734	13.15%
<i>Total</i>	5451	

9. Do you identify as having a disability?



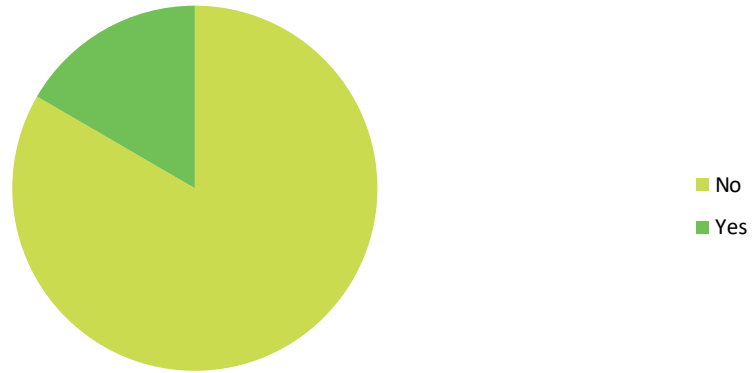
Q9	Responses	%
No	5030	92.23%
Yes	424	7.77%
<i>Total</i>	5454	

10. Do you identify as any of the following races or ethnicities?



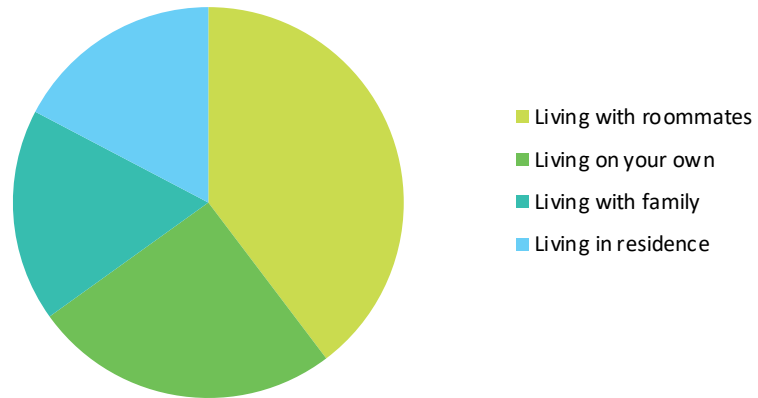
Q10	Responses	%
No, I do not identify with any of the above	4302	79.18%
Other racialized individual	732	13.47%
Black	289	5.32%
Indigenous	178	3.28%
<i>Total</i>	5501	

11. Are you an International student?



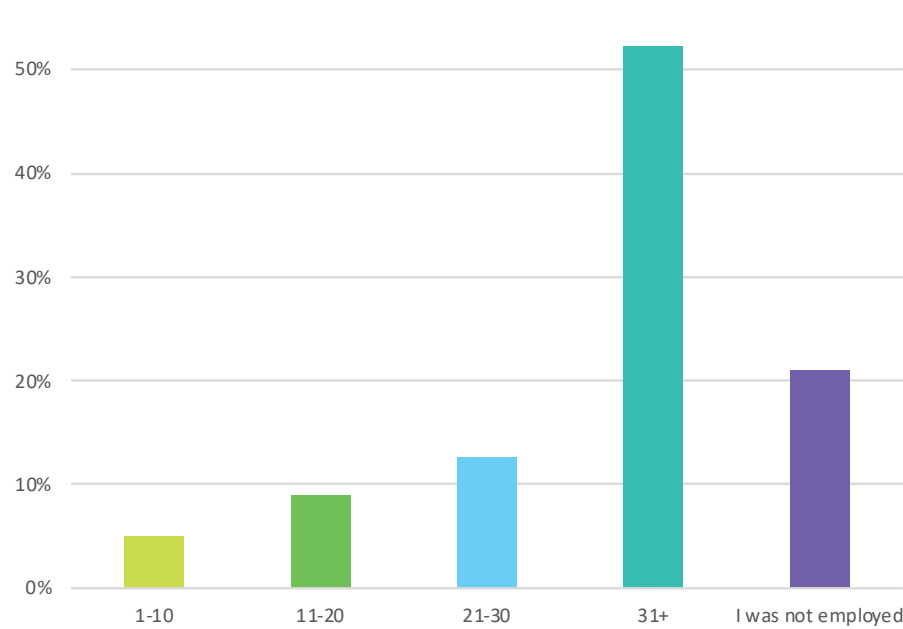
Q11	Responses	%
No	4549	83.38%
Yes	907	16.62%
<i>Total</i>	5456	

12. Please indicate your current living arrangements:



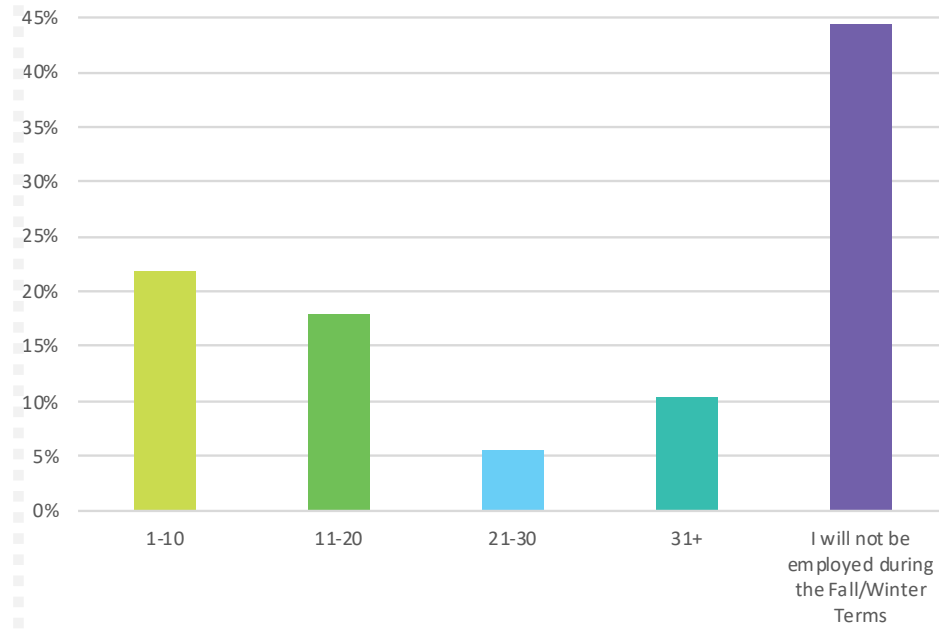
Q12	Responses	%
Living with roommates	2167	39.69%
Living on your own	1387	25.40%
Living with family	961	17.60%
Living in residence	945	17.31%
<i>Total</i>	5460	

13. How many hours per week were you employed this past summer?



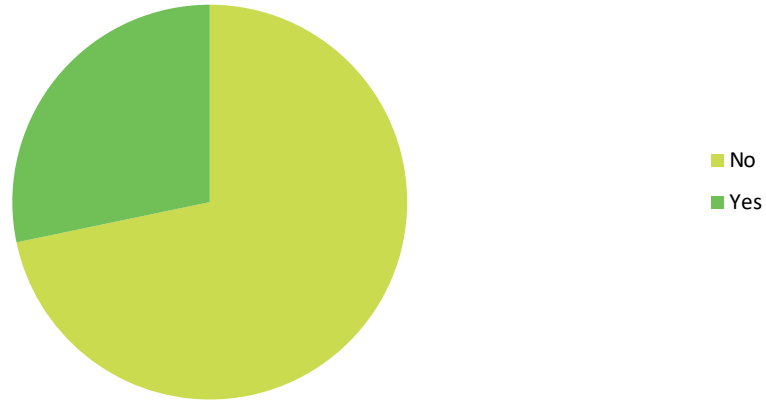
Q13	Responses	%
1-10	275	5.03%
11-20	491	8.99%
21-30	692	12.67%
31+	2855	52.27%
I was not employed	1149	21.04%
<b>Total</b>	<b>5462</b>	

14. How many hours per week will you be employed during the Fall/Winter Terms?



Q14	Responses	%
1-10	1194	21.88%
11-20	977	17.91%
21-30	303	5.55%
31+	564	10.34%
I will not be employed during the Fall/Winter Terms	2418	44.32%
<b>Total</b>	<b>5456</b>	

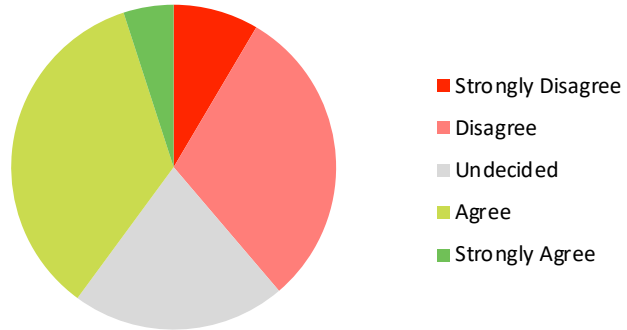
15. Are you a member of a DSU Society?



Q15	Responses	%
No	3917	71.73%
Yes	1544	28.27%
<i>Total</i>	5461	

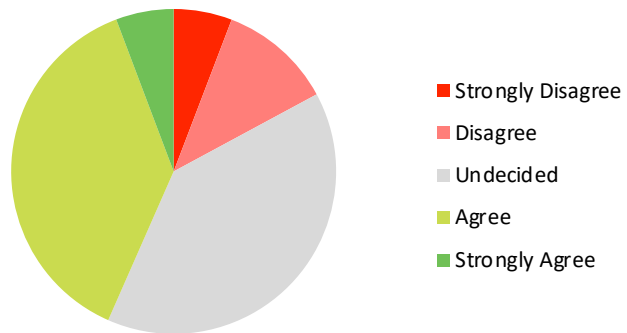


16. To what extent do you agree with the following statement, "I feel I understand what the Dalhousie Student Union offers me"?



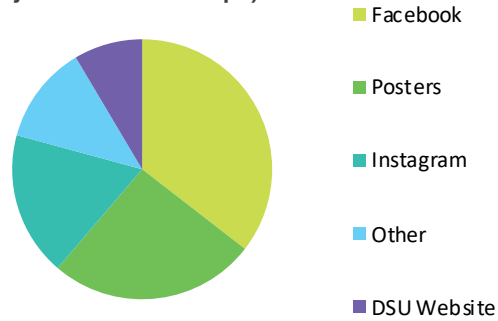
Q16	Responses	%
Strongly Disagree	416	8.50%
Disagree	1481	30.27%
Undecided	1043	21.32%
Agree	1709	34.93%
Strongly Agree	244	4.99%
<b>Total</b>	<b>4893</b>	

17. To what extent do you agree with the following statement, "I am satisfied with the Dalhousie Student Union"?



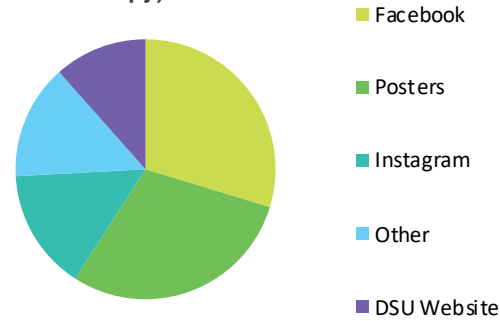
Q17	Responses	%
Strongly Disagree	284	5.81%
Disagree	553	11.32%
Undecided	1929	39.47%
Agree	1840	37.65%
Strongly Agree	281	5.75%
<b>Total</b>	<b>4887</b>	

18. How do you learn about events? (For example Orientation Week, DalFest, the Society and Volunteer Expo)



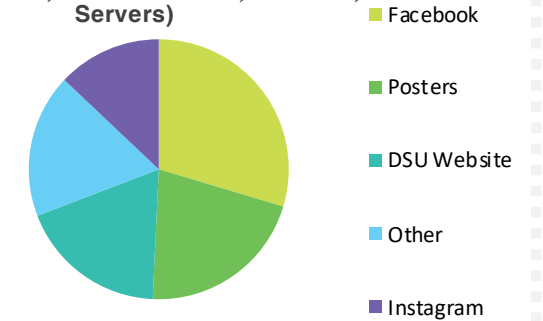
Q18	Responses	%
Facebook	2872	35.49%
Posters	2086	25.78%
Instagram	1453	17.96%
Other	991	12.25%
DSU Website	690	8.53%
<i>Total</i>	<b>8092</b>	

19. How do you learn about DSU businesses? (For example: Grawood, T-Room, Campus Copy)

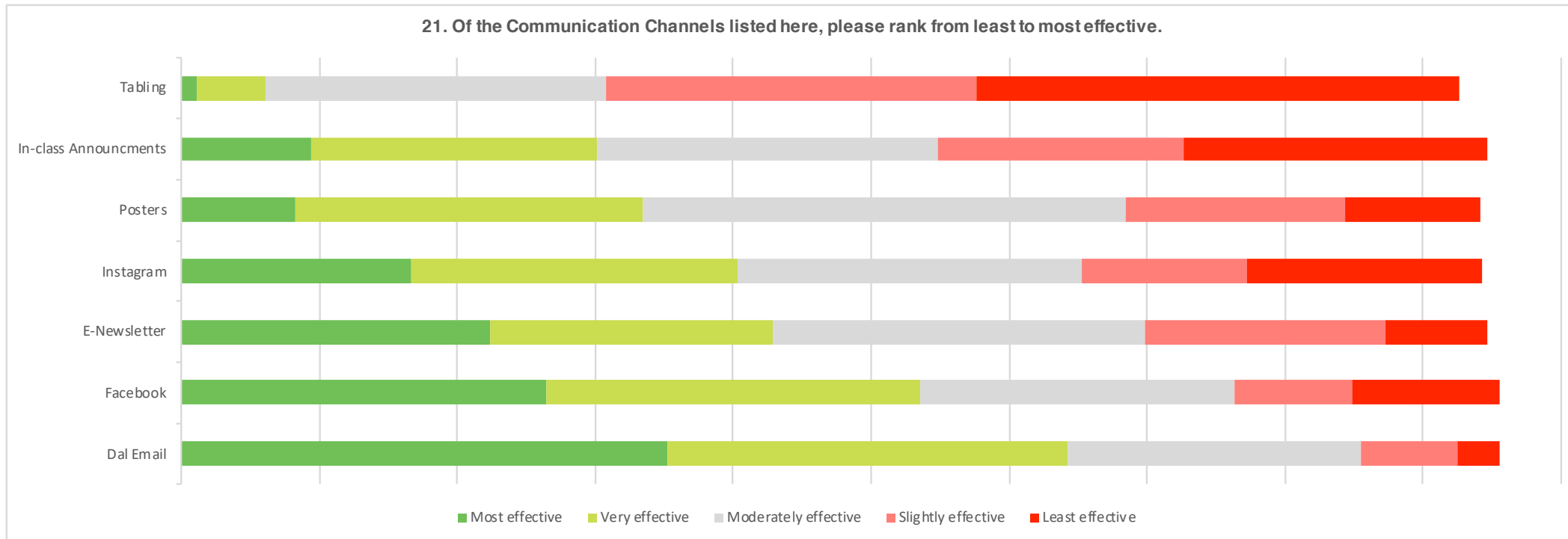


Q19	Responses	%
Facebook	2066	29.62%
Posters	2044	29.30%
Instagram	1046	15.00%
Other	993	14.24%
DSU Website	826	11.53%
<i>Total</i>	<b>6975</b>	

20. How do you learn about DSU job and volunteer opportunities? (For example: O-Week Leaders, Commissioners, Directors, Servers)

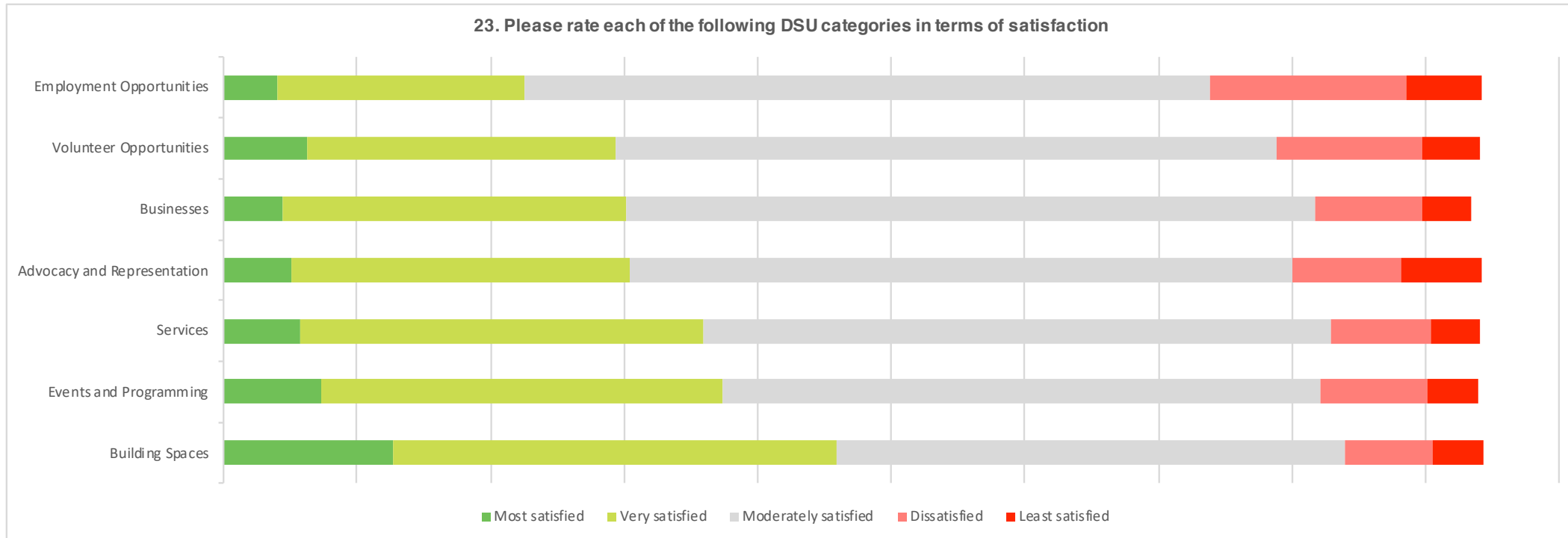


Q20	Responses	%
Facebook	1857	29.63%
Posters	1323	21.11%
DSU Website	1155	18.43%
Other	1121	17.89%
Instagram	811	12.94%
<i>Total</i>	<b>6267</b>	

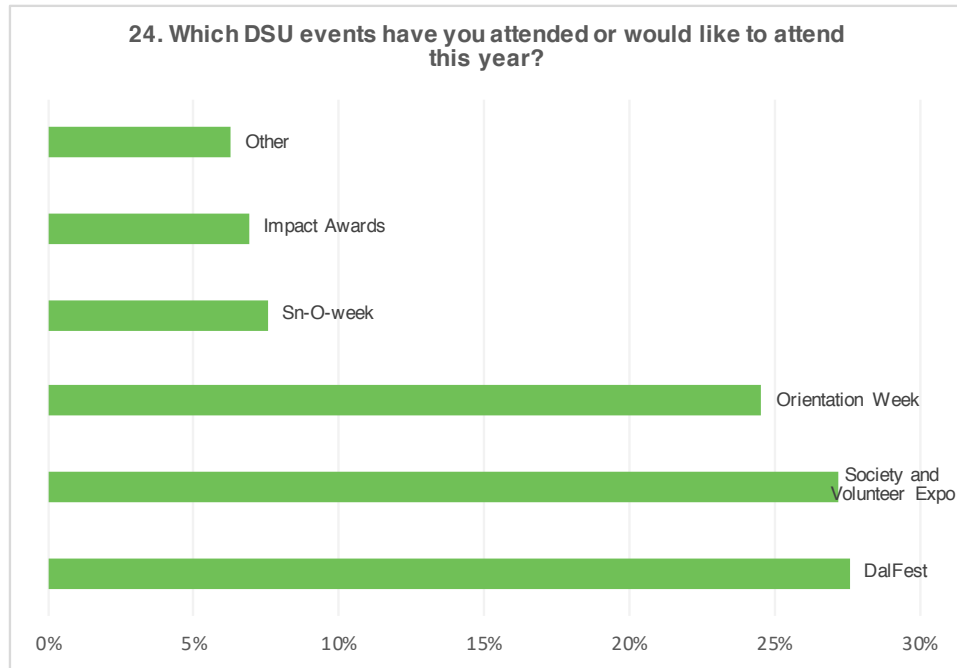


Q21	Dal Email	Facebook	E-Newsletter	Instagram	Posters	In-class Announcements	Tabling
Most effective	1759	1326	1122	834	414	471	57
Very effective	1451	1349	1020	1182	1257	1034	251
Moderately effective	1062	1141	1351	1247	1750	1239	1234
Slightly effective	350	427	870	595	794	887	1338
Least effective	158	533	367	854	495	1102	1749
<b>Total</b>	<b>4780</b>	<b>4776</b>	<b>4730</b>	<b>4712</b>	<b>4710</b>	<b>4733</b>	<b>4629</b>

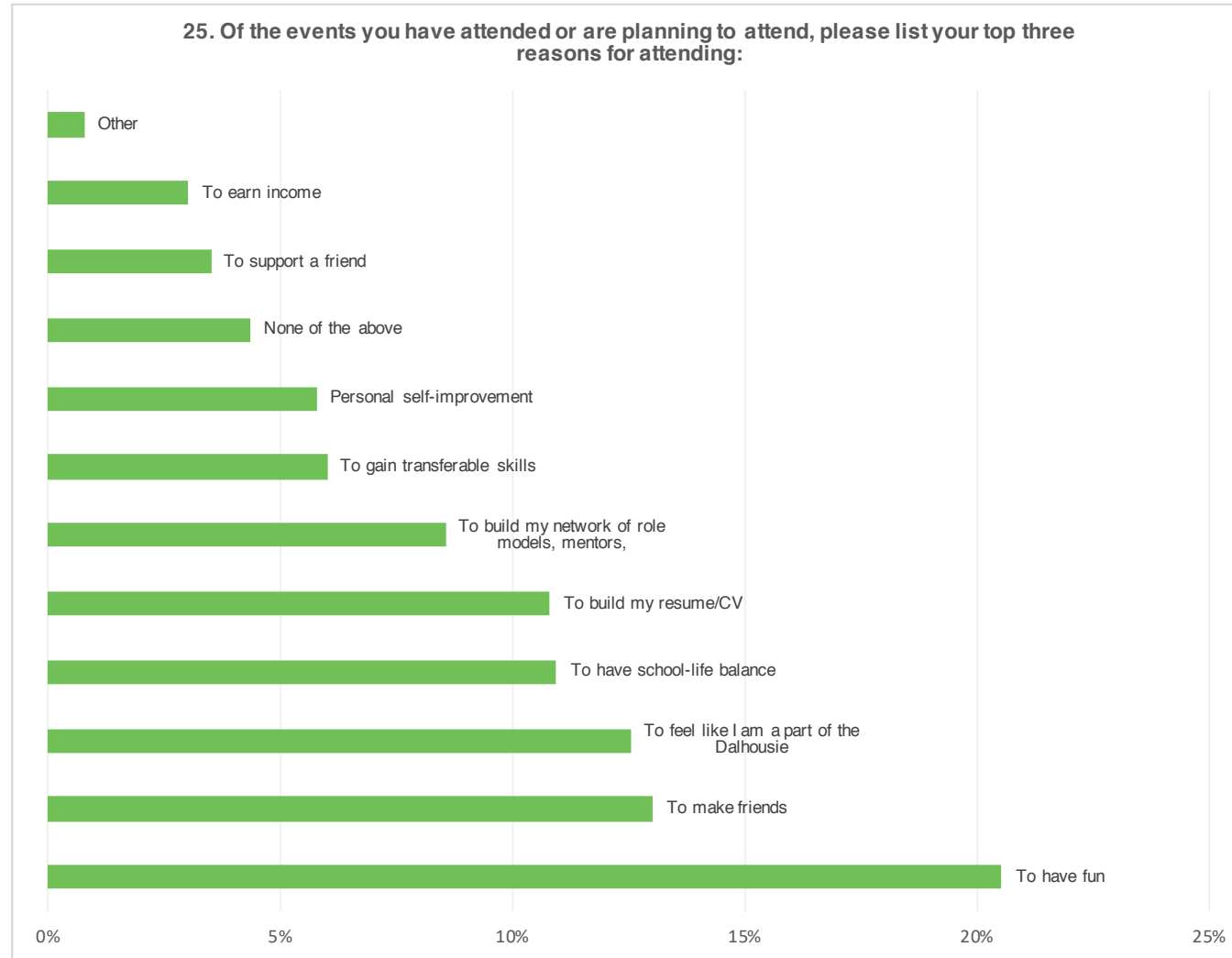
*\*Note that Q22 responses are all text-based. These responses will be analyzed for major trends at a later date.*



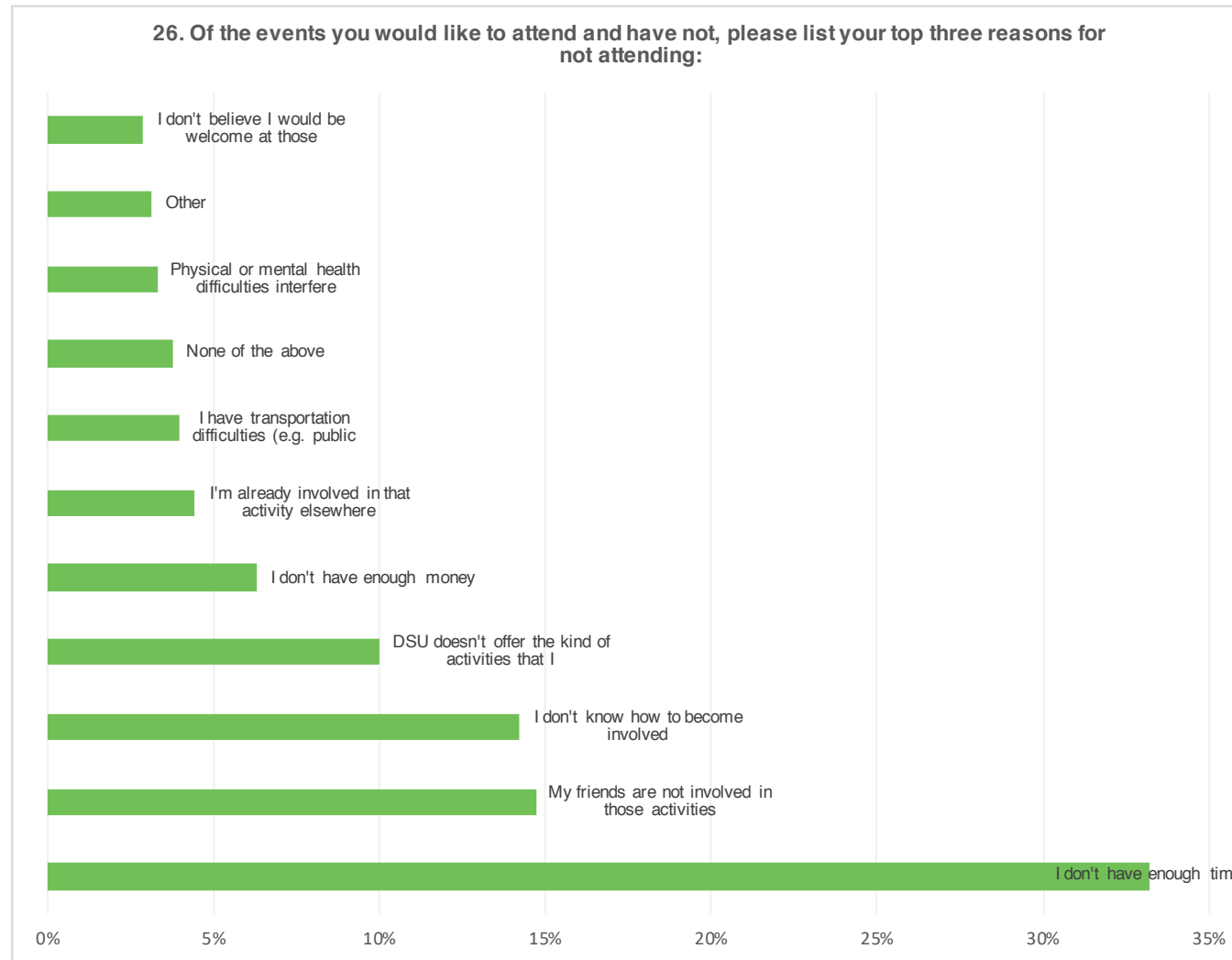
Q23	Building Spaces	Events and Programming	Services	Advocacy and Representation	Businesses	Volunteer Opportunities	Employment Opportunities
Most satisfied	638	368	285	257	222	316	201
Very satisfied	1658	1500	1514	1261	1286	1153	927
Moderately satisfied	1903	2240	2346	2481	2578	2471	2563
Dissatisfied	328	402	374	412	399	548	739
Least satisfied	193	186	185	301	187	217	278
<b>Total</b>	<b>4720</b>	<b>4696</b>	<b>4704</b>	<b>4712</b>	<b>4672</b>	<b>4705</b>	<b>4708</b>



Q24	Responses	%
DalFest	1932	27.56%
Society and Volunteer Expo	1904	27.17%
Orientation Week	1720	24.54%
Sn-O-week	528	7.53%
Impact Awards	486	6.93%
Other	439	6.26%
<i>Total</i>	<b>7009</b>	

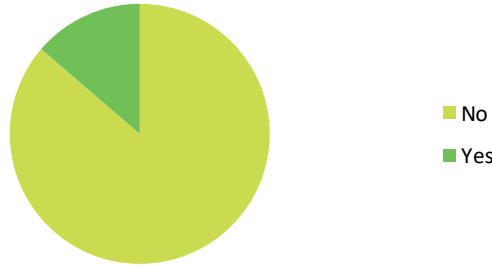


Q25	Responses	%
To have fun	2359	20.54%
To make friends	1498	13.04%
To feel like I am a part of the Dalhousie	1441	12.55%
To have school-life balance	1255	10.93%
To build my resume/CV	1243	10.82%
To build my network of role models, mentors,	986	8.59%
To gain transferable skills	692	6.03%
Personal self-improvement	666	5.80%
None of the above	502	4.37%
To support a friend	403	3.51%
To earn income	349	3.04%
Other	90	0.78%
<b>Total</b>	<b>11484</b>	



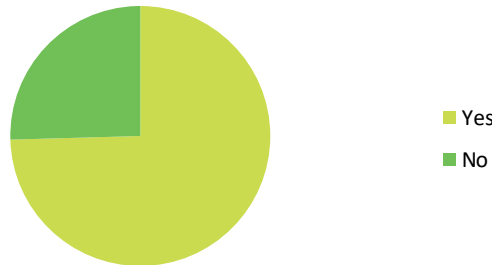
Q26	Responses	%
I don't have enough time	3436	33.20%
My friends are not involved in those activities	1524	14.73%
I don't know how to become involved	1470	14.21%
DSU doesn't offer the kind of activities that I	1033	9.98%
I don't have enough money	652	6.30%
I'm already involved in that activity elsewhere	461	4.45%
I have transportation difficulties (e.g. public	414	4.00%
None of the above	391	3.78%
Physical or mental health difficulties interfere	342	3.30%
Other	325	3.14%
I don't believe I would be welcome at those	300	2.90%
<b>Total</b>	<b>10348</b>	

27. Have you ever been employed or volunteered with the DSU?



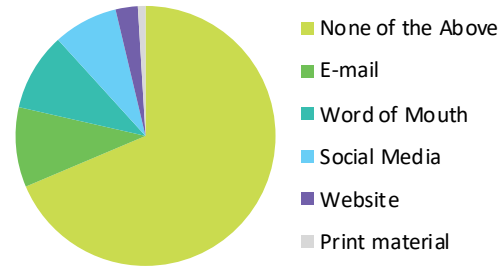
Q27	Responses	%
No	4137	86.31%
Yes	656	13.69%
<b>Total</b>	<b>4793</b>	

29. Would you recommend the DSU as a good place to work and/or volunteer?



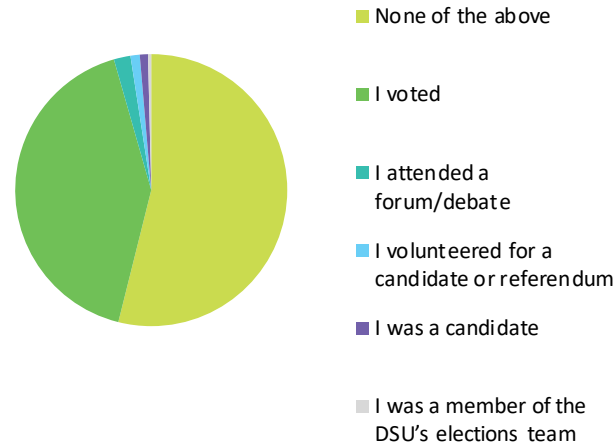
Q29	Responses	%
Yes	3103	74.56%
No	1059	25.44%
<b>Total</b>	<b>4162</b>	

28. If so, how did you become aware of the opportunity?



Q28	Responses	%
None of the Above	2536	68.63%
E-mail	367	9.93%
Word of Mouth	358	9.69%
Social Media	297	8.04%
Website	102	2.76%
Print material	35	0.95%
<b>Total</b>	<b>3695</b>	

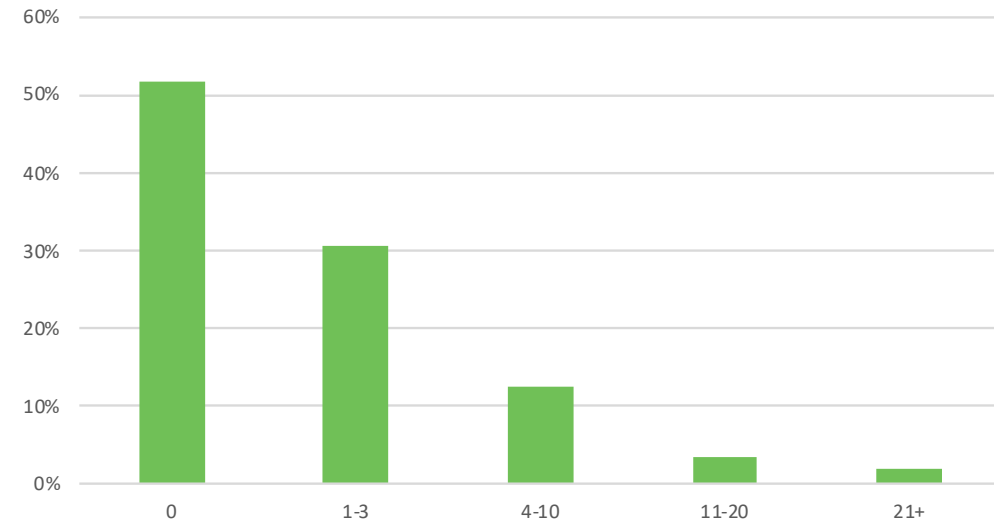
30. In what ways have you participated in a DSU General Election or By-Election?



Q30	Responses	%
None of the above	2553	53.89%
I voted	1974	41.67%
I attended a forum/debate	94	1.98%
I volunteered for a candidate or referendum	52	1.10%
I was a candidate	46	0.97%
I was a member of the DSU's elections team	18	0.38%
<b>Total</b>	<b>4737</b>	

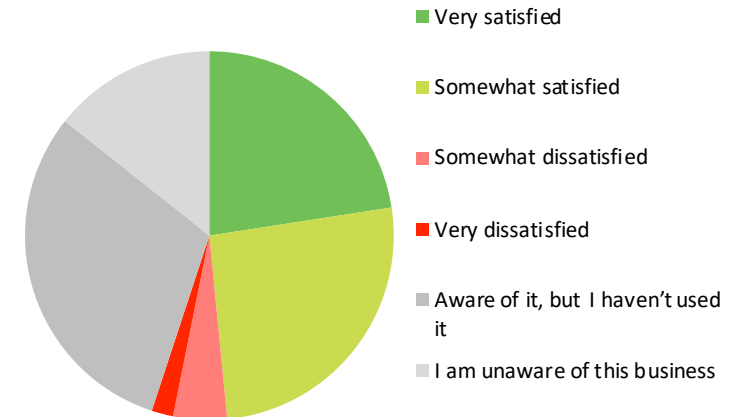


31. How many times have you been a customer of the Grawood in the last year?



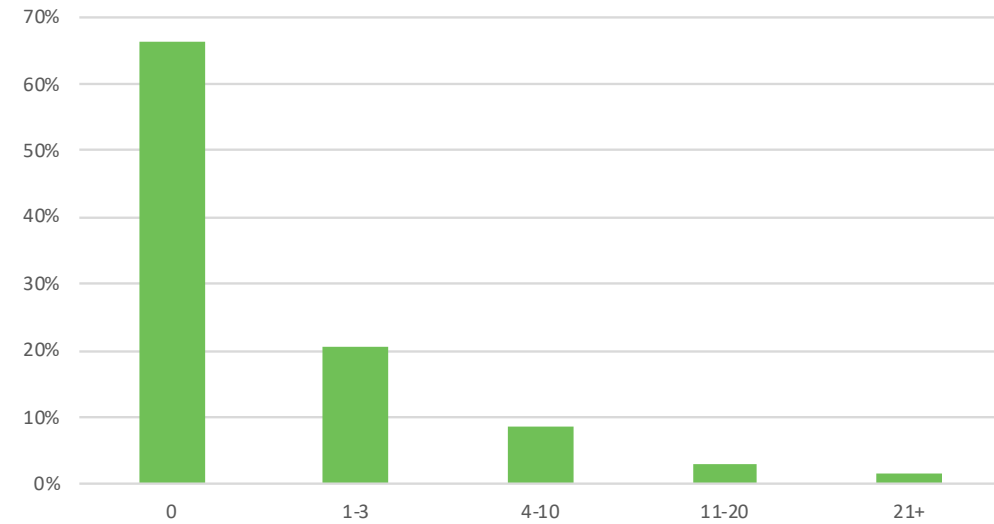
Q31	Responses	%
0	2358	51.80%
1-3	1396	30.67%
4-10	566	12.43%
11-20	151	3.32%
21+	81	1.78%
<i>Total</i>	4552	

32. Please rate your level of satisfaction with the Grawood:



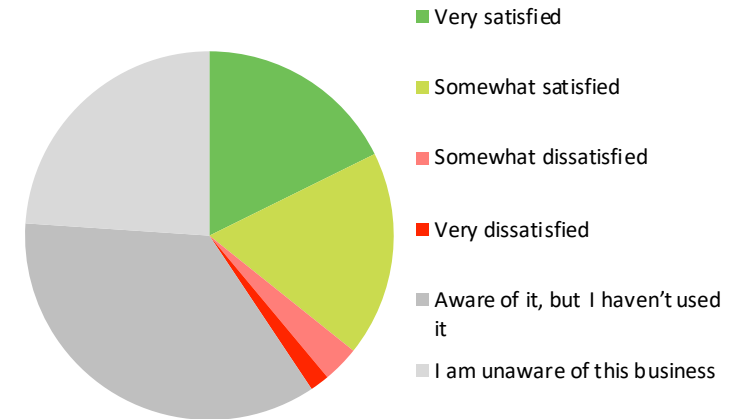
Q32	Responses	%
Very satisfied	1039	22.56%
Somewhat satisfied	1193	25.90%
Somewhat dissatisfied	217	4.71%
Very dissatisfied	87	1.89%
Aware of it, but I haven't used it	1410	30.61%
I am unaware of this business	660	14.33%
<i>Total</i>	4606	

31. How many times have you been a customer of Campus Copy in the last year?



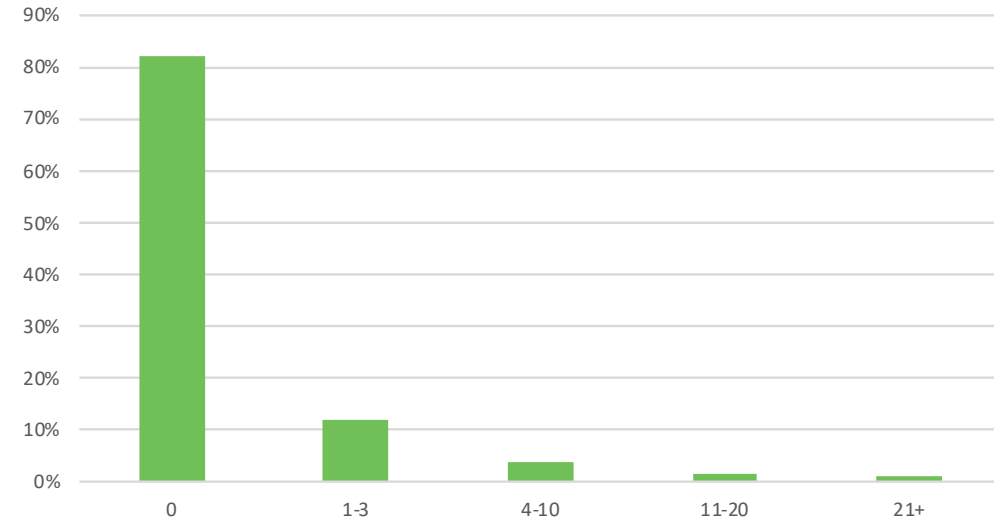
Q31	Responses	%
0	2996	66.50%
1-3	931	20.67%
4-10	387	8.59%
11-20	129	2.86%
21+	62	1.38%
<i>Total</i>	4505	

32. Please rate your level of satisfaction with Campus Copy:



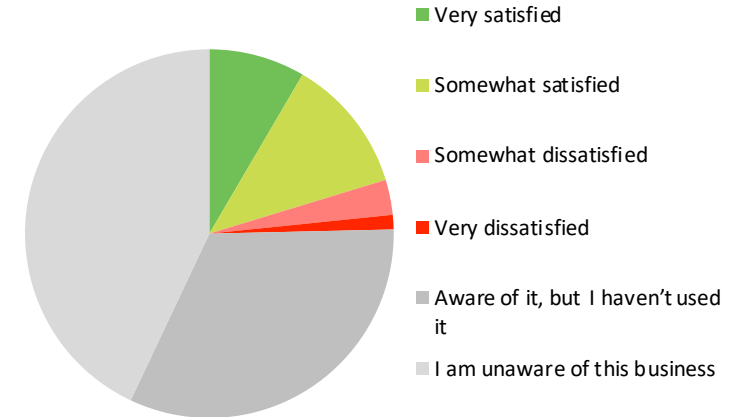
Q32	Responses	%
Very satisfied	811	17.70%
Somewhat satisfied	826	18.03%
Somewhat dissatisfied	147	3.21%
Very dissatisfied	78	1.70%
Aware of it, but I haven't used it	1623	35.42%
I am unaware of this business	1097	23.94%
<i>Total</i>	4582	

31. How many times have you been a customer of the T-Room in the last year?



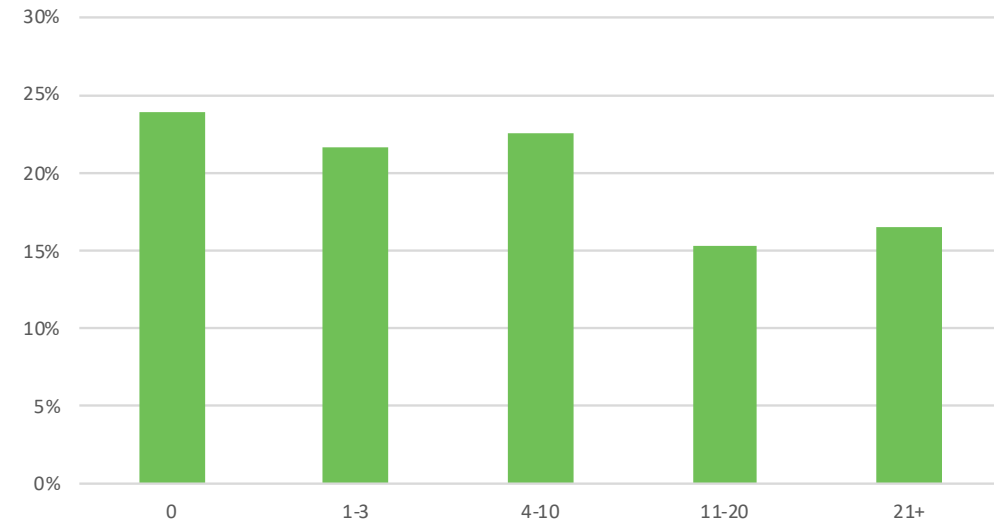
Q31	Responses	%
0	3693	81.98%
1-3	540	11.99%
4-10	164	3.64%
11-20	68	1.51%
21+	40	0.89%
<i>Total</i>	4505	

32. Please rate your level of satisfaction with the T-Room:



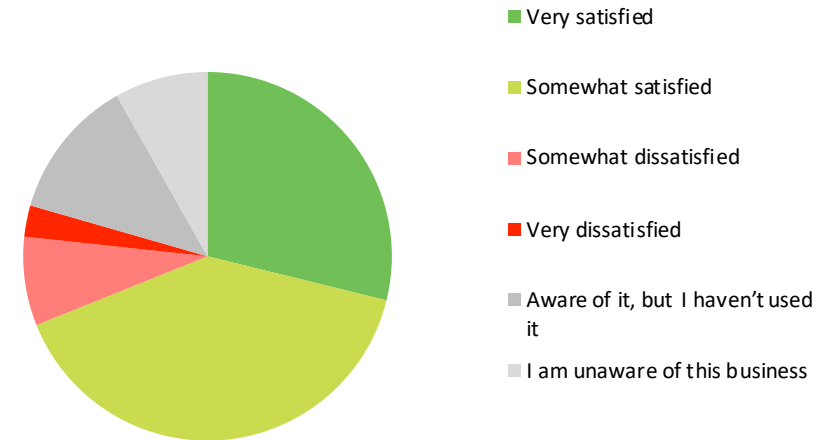
Q32	Responses	%
Very satisfied	387	8.44%
Somewhat satisfied	543	11.85%
Somewhat dissatisfied	141	3.08%
Very dissatisfied	58	1.27%
Aware of it, but I haven't used it	1484	32.38%
I am unaware of this business	1970	42.98%
<i>Total</i>	4583	

31. How many times have you been a customer of the SUB Food Court in the last year?

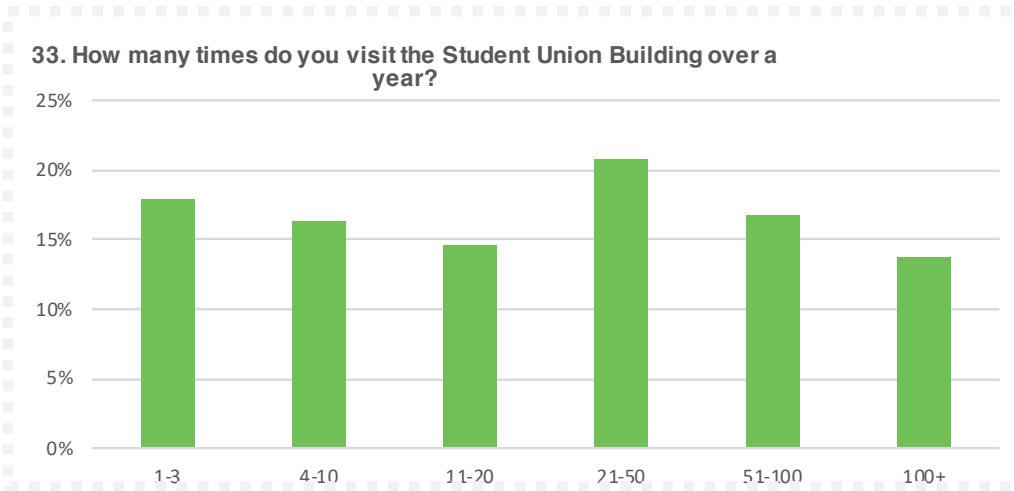


Q31	Responses	%
0	1105	23.85%
1-3	1006	21.71%
4-10	1046	22.58%
11-20	709	15.30%
21+	767	16.56%
<i>Total</i>	4633	

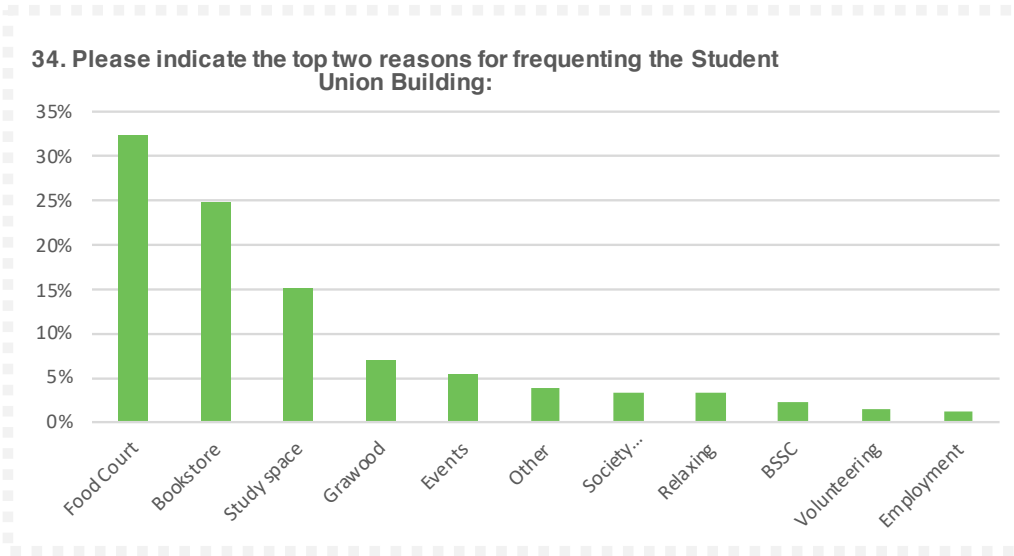
32. Please rate your level of satisfaction with the SUB Food Court:



Q32	Responses	%
Very satisfied	1334	28.84%
Somewhat satisfied	1854	40.08%
Somewhat dissatisfied	360	7.78%
Very dissatisfied	127	2.75%
Aware of it, but I haven't used it	572	12.36%
I am unaware of this business	379	8.19%
<i>Total</i>	4626	

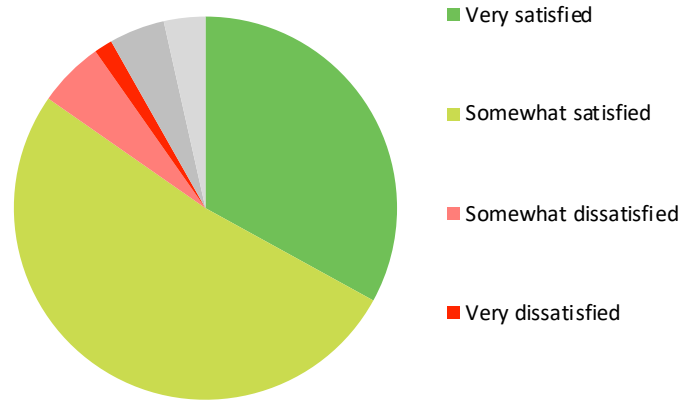


Q33	Responses	%
1-3	833	17.90%
4-10	759	16.31%
11-20	680	14.61%
21-50	966	20.76%
51-100	777	16.70%
100+	639	13.73%
<b>Total</b>	<b>4654</b>	

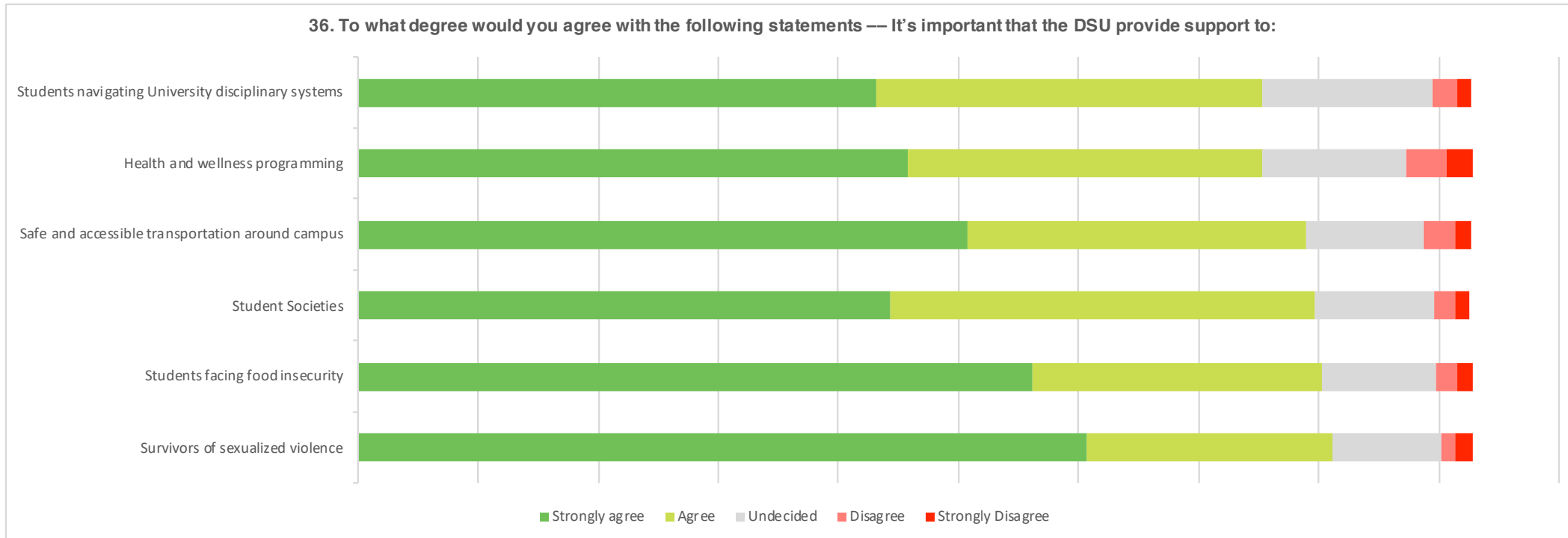


Q34	Responses	%
Food Court	3064	32.35%
Bookstore	2343	24.74%
Study space	1428	15.08%
Grawood	657	6.94%
Events	509	5.37%
Other	373	3.94%
Society meeting	313	3.30%
Relaxing	311	3.28%
BSSC	209	2.21%
Volunteering	146	1.54%
Employment	119	1.26%
<b>Total</b>	<b>9472</b>	

35. Please rate your level of satisfaction with the Student Union Building:

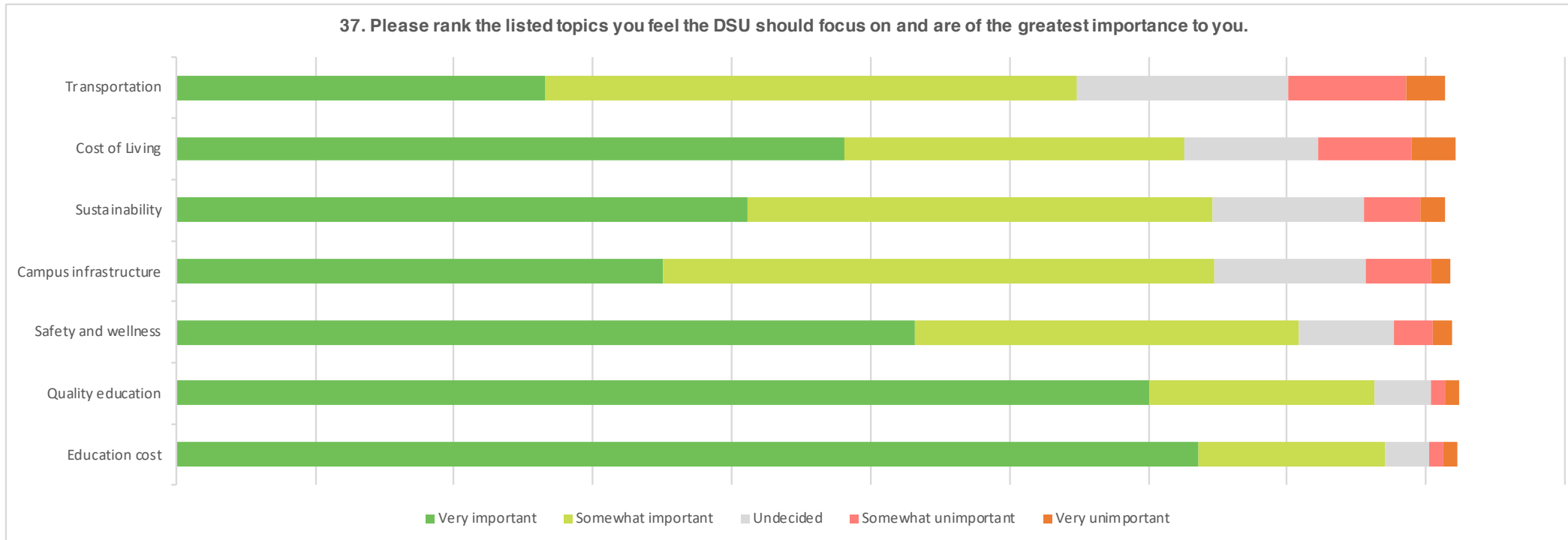


Q34	Responses	%
Very satisfied	1535	33.00%
Somewhat satisfied	2404	51.69%
Somewhat dissatisfied	259	5.57%
Very dissatisfied	72	1.55%
I am aware of the Student Union Building,	218	4.69%
I am unaware of the Student Union Building	163	3.50%
<i>Total</i>	4651	



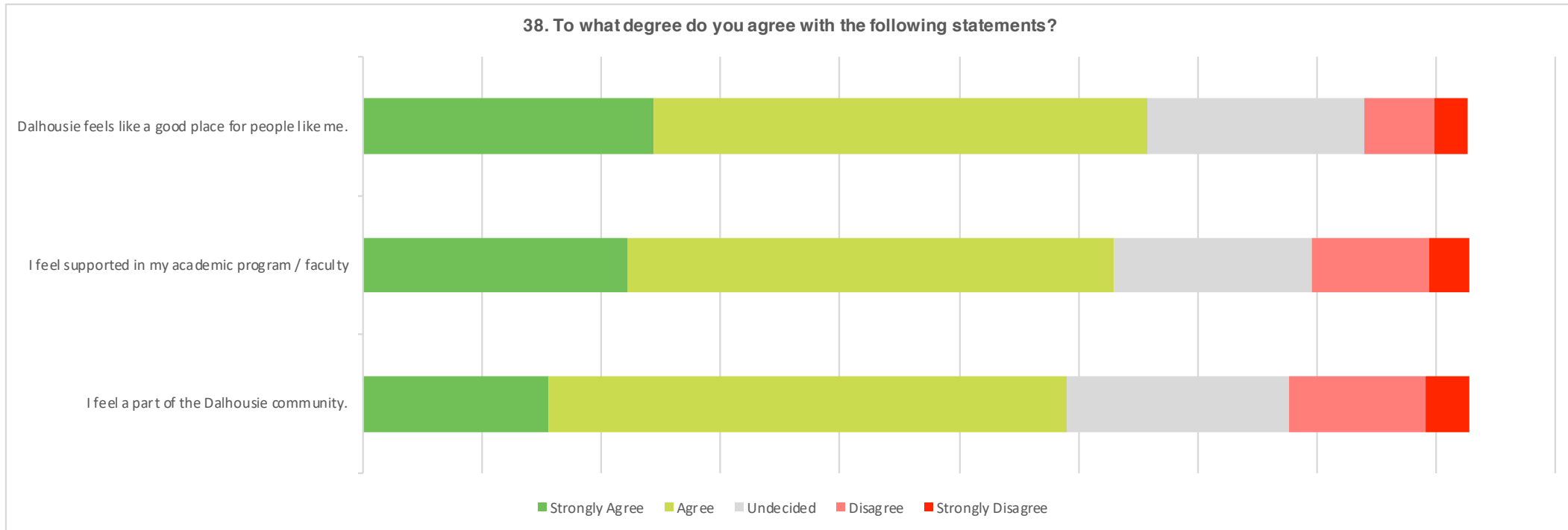
Q36	Survivors of sexualized violence	Students facing food insecurity	Student Societies	Safe and accessible transportation around campus	Health and wellness programming	Students navigating University disciplinary systems
Strongly agree	3033	2807	2213	2541	2290	2156
Agree	1023	1203	1769	1403	1473	1606
Undecided	451	477	501	495	600	712
Disagree	64	86	84	127	171	102
Strongly Disagree	69	69	57	67	108	57
<i>Total</i>	4640	4642	4624	4633	4642	4633

37. Please rank the listed topics you feel the DSU should focus on and are of the greatest importance to you.



Q37	Education cost	Quality education	Safety and wellness	Campus infrastructure	Sustainability	Cost of Living	Transportation
Very important	3681	3502	2658	1753	2056	2406	1327
Somewhat important	669	814	1383	1985	1673	1226	1914
Undecided	161	201	345	543	548	481	765
Somewhat unimportant	48	51	137	236	202	334	420
Very unimportant	55	53	70	70	89	159	142
<i>Total</i>	4614	4621	4593	4587	4568	4606	4568





Q38	I feel a part of the Dalhousie community.		I feel supported in my academic program / faculty		Dalhousie feels like a good place for people like me.	
Strongly Agree	777	16.75%	1106	23.85%	1217	26.27%
Agree	2172	46.81%	2047	44.14%	2069	44.66%
Undecided	932	20.09%	825	17.79%	910	19.64%
Disagree	575	12.39%	491	10.59%	296	6.39%
Disagree	184	3.97%	169	3.64%	141	3.04%
<i>Total</i>	4640		4638		4633	